











# Watec® Drain KP+



1. ARDEX 8+9 waterproof layer 2. ARDEX SK 12 tape 3. WATEC DRAIN KP+ drainage layer 4. ARDEX FB 9 L adhesive for stone/ceramic  
5. stone/ceramic paving 6. AQUA DRAIN FLEX line drain

-  Watec® Drain KP+ is the only drainage system that should be laid directly on surface, without adhesive layer beneath.
-  Stone and ceramic paving stay as good as new during all period of exploitation.
-  There are no ugly stains, efflorescence of the fugues nor appearance of calcification on the surface.
-  There is no cracking of the paving during the substrate movement.
-  It multiplies working life of waterproofing.
-  There is no cracking of the paving during the cycles of freezing and defrosting.
-  Diffuse slit enable ventilation of the moisture from cement substrate.
-  It enables lowering of the threshold height.
-  Reinforcement mesh extends optimal strenght and adhesion.
-  Can be used on surfaces with slope of only 1%.